

COB Cannon LP200STX

Light Efficiency:

24 Lumen/Watt

Dominant Wavelength:

625nm

Output:

774lm

Power:

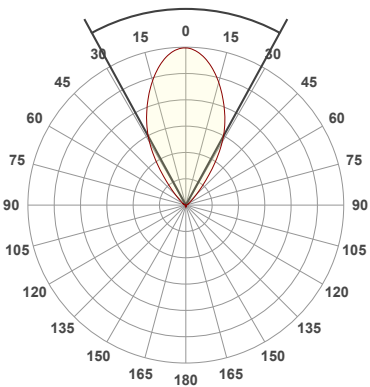
31.8W

Peak:

812cd

Beam Angle

57.2°



Product Name:

COB Cannon LP200STX

Test:

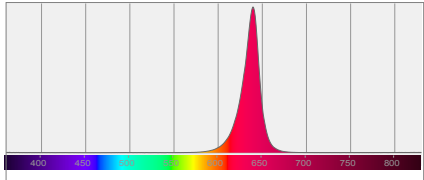
Red

Date:

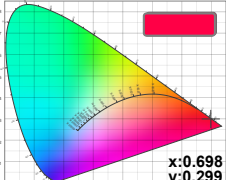
01/28/2025

Note:

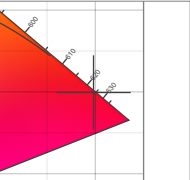
Spectral Distribution



Color Coordinates



Zoom Color Point



Distance (meter)

1

Distance (feet)

3.3

2

6.6

3

9.8

4

13.1

5

16.4

Lux*

57.2°

811 lx

203 lx

90 lx

51 lx

32 lx

Foot Candles*

75 fcd

19 fcd

8 fcd

5 fcd

3 fcd

*measured at
center of beam

Beam Width (meter)

1.1

Beam Width (feet)

3.6

2.2

7.2

3.3

10.7

4.4

14.3

5.5

17.9

Beam Angle 50%	Field Angle 10%	Cutoff Angle 2,5%	Intensity Ratio in 120° Cone	Intensity Ratio in 90° Cone
57.2°	89.1°	117.4°	93.2%	87.0%

Beam Intensities from 1-20m

m	1	2	3	4	5	6	7	8	9	10	11	12	13	14	15	16	17	18	19	20
ft	3.3	6.6	9.8	13.1	16.4	19.7	23	26.2	29.5	32.8	36.1	39.4	42.7	45.9	49.2	52.5	55.8	59.1	62.3	65.6
lx	811	203	90	51	32	23	17	13	10	8	7	6	5	4	4	3	3	3	2	2
fcd	75.4	18.8	8.4	4.7	3	2.1	1.5	1.2	0.9	0.8	0.6	0.5	0.4	0.4	0.3	0.3	0.3	0.2	0.2	0.2